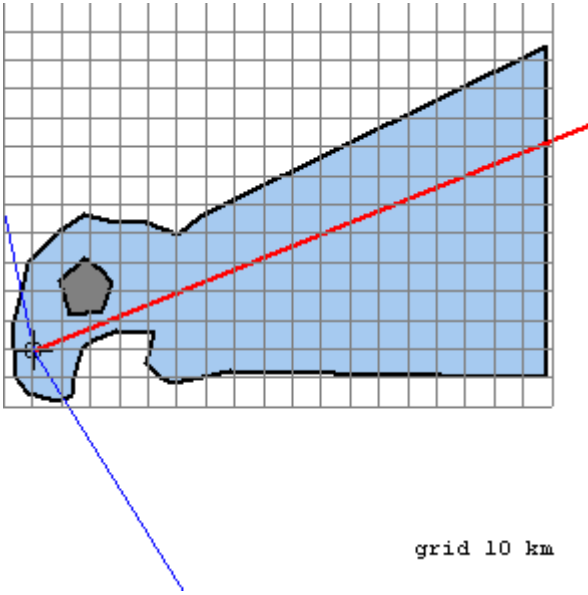


Wave Forecasting

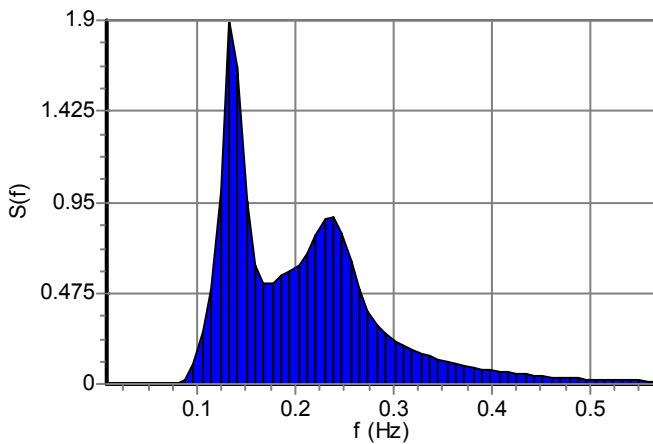
Water region



Mean wind direction	22.000°
Wind sector	160.000°
Wind velocity	60.000 Km/hr
Average water depth	100.000 m

Wave spectrum type	JONSWAP
Significant wave computation method	Wilson's method
Method implementing directional effects	Seymour's method

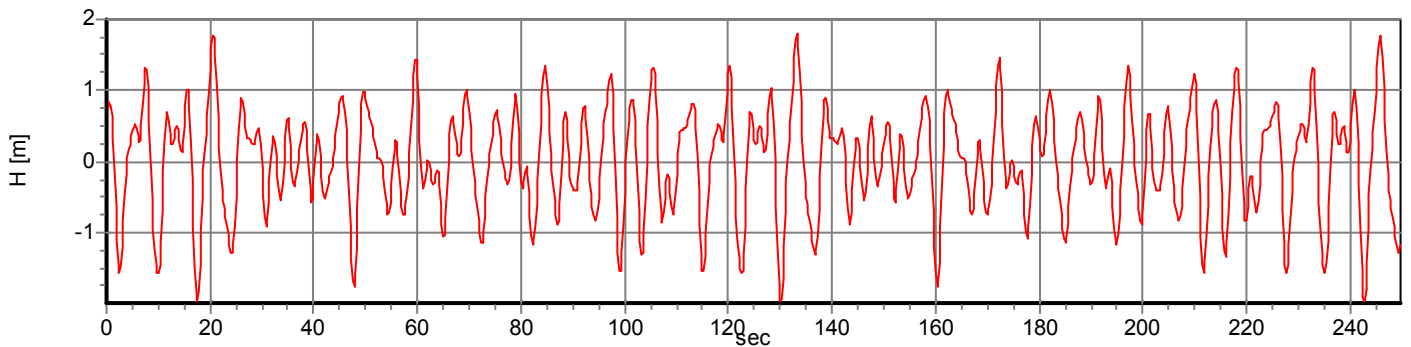
Wave spectrum



Predicted Waves

Significant wave frequency	$f_s = 0.133 \text{ Hz}$
Significant wave period	$T_s = 7.51 \text{ sec}$
Significant wave Height	$H_s = 2.85 \text{ m}$
	$H_{1/3} = 2.85 \text{ m}$
Mean of heighest 1/10 waves	$H_{1/10} = 3.62 \text{ m}$
Maximum wave height	$H_{max} = 4.56 \text{ m}$

Wavetime series



Example 2

Spectral values

f [HZ]	T [sec]	S (f)	f [HZ]	T [sec]	S (f)	f [HZ]	T [sec]	S (f)	f [HZ]	T [sec]	S (f)
0.009	112.61	0.000	0.151	6.62	0.959	0.293	3.41	0.258	0.435	2.30	0.048
0.018	56.31	0.000	0.160	6.26	0.623	0.302	3.31	0.225	0.444	2.25	0.044
0.027	37.54	0.000	0.169	5.93	0.528	0.311	3.22	0.200	0.453	2.21	0.040
0.036	28.15	0.000	0.178	5.63	0.526	0.320	3.13	0.179	0.462	2.17	0.037
0.044	22.52	0.000	0.186	5.36	0.563	0.329	3.04	0.161	0.471	2.12	0.033
0.053	18.77	0.000	0.195	5.12	0.592	0.337	2.96	0.145	0.480	2.09	0.031
0.062	16.09	0.000	0.204	4.90	0.620	0.346	2.89	0.131	0.488	2.05	0.028
0.071	14.08	0.000	0.213	4.69	0.683	0.355	2.82	0.118	0.497	2.01	0.026
0.080	12.51	0.001	0.222	4.50	0.777	0.364	2.75	0.107	0.506	1.98	0.024
0.089	11.26	0.020	0.231	4.33	0.858	0.373	2.68	0.096	0.515	1.94	0.022
0.098	10.24	0.105	0.240	4.17	0.872	0.382	2.62	0.087	0.524	1.91	0.020
0.107	9.38	0.268	0.249	4.02	0.789	0.391	2.56	0.079	0.533	1.88	0.019
0.115	8.66	0.495	0.258	3.88	0.640	0.400	2.50	0.071	0.542	1.85	0.017
0.124	8.04	1.005	0.266	3.75	0.492	0.408	2.45	0.064	0.551	1.82	0.016
0.133	7.51	1.900	0.275	3.63	0.379	0.417	2.40	0.058	0.559	1.79	0.015
0.142	7.04	1.662	0.284	3.52	0.305	0.426	2.35	0.053	0.568	1.76	0.014
