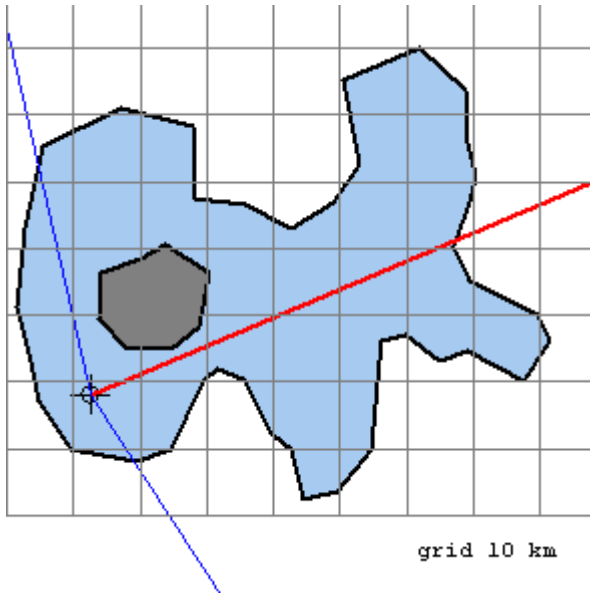


Wave Forecasting

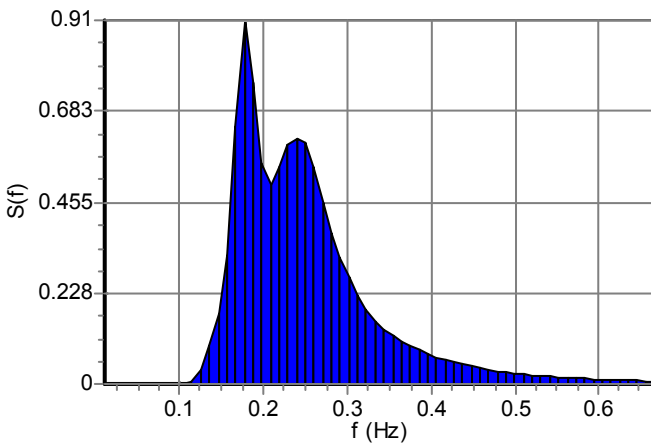
Water region



Mean wind direction	23.000°
Wind sector	160.000°
Wind velocity	60.000 Km/hr
Average water depth	100.000 m

Wave spectrum type	JONSWAP
Significant wave computation method	Wilson's method
Method implementing directional effects	Seymour's method

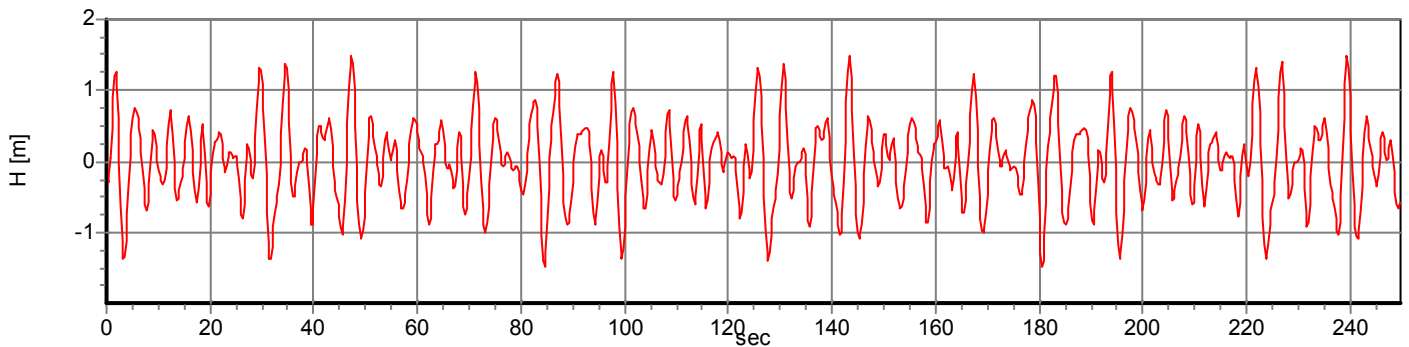
Wave spectrum



Predicted Waves

Significant wave frequency	$f_s = 0.177$ Hz
Significant wave period	$T_s = 5.65$ sec
Significant wave Height	$H_s = 2.31$ m
	$H_{1/3} = 2.31$ m
Mean of heighest 1/10 waves	$H_{1/10} = 2.93$ m
Maximum wave height	$H_{max} = 3.69$ m

Wavetime series



Example1

Spectral values

f [HZ]	T [sec]	S (f)	f [HZ]	T [sec]	S (f)	f [HZ]	T [sec]	S (f)	f [HZ]	T [sec]	S (f)
0.010	96.11	0.000	0.177	5.65	0.910	0.343	2.91	0.137	0.510	1.96	0.024
0.021	48.05	0.000	0.187	5.34	0.753	0.354	2.83	0.120	0.520	1.92	0.022
0.031	32.04	0.000	0.198	5.06	0.555	0.364	2.75	0.107	0.531	1.88	0.020
0.042	24.03	0.000	0.208	4.81	0.498	0.375	2.67	0.095	0.541	1.85	0.018
0.052	19.22	0.000	0.219	4.58	0.546	0.385	2.60	0.085	0.551	1.81	0.016
0.062	16.02	0.000	0.229	4.37	0.596	0.395	2.53	0.076	0.562	1.78	0.015
0.073	13.73	0.000	0.239	4.18	0.615	0.406	2.46	0.068	0.572	1.75	0.014
0.083	12.01	0.000	0.250	4.00	0.603	0.416	2.40	0.061	0.583	1.72	0.013
0.094	10.68	0.000	0.260	3.84	0.541	0.427	2.34	0.054	0.593	1.69	0.012
0.104	9.61	0.000	0.271	3.70	0.455	0.437	2.29	0.049	0.603	1.66	0.011
0.114	8.74	0.007	0.281	3.56	0.380	0.447	2.24	0.044	0.614	1.63	0.010
0.125	8.01	0.037	0.291	3.43	0.319	0.458	2.18	0.040	0.624	1.60	0.009
0.135	7.39	0.096	0.302	3.31	0.266	0.468	2.14	0.036	0.635	1.58	0.008
0.146	6.86	0.178	0.312	3.20	0.220	0.479	2.09	0.032	0.645	1.55	0.008
0.156	6.41	0.320	0.323	3.10	0.184	0.489	2.04	0.029	0.656	1.53	0.007
0.166	6.01	0.642	0.333	3.00	0.157	0.499	2.00	0.026	0.666	1.50	0.007
